


PRIMO


Cubetto and Lulo's Finish Line Frenzy

Book 🏆



A special note:

The journey will be difficult, and Cubetto may require your help to complete some very tricky algorithms. Make sure you prepare first by learning how to move Cubetto in all directions: forwards, left and right! Once you feel comfortable travelling with Cubetto, you are ready to begin.



For tips & hints on using
the books & maps, visit
primotoys.com/resources

Story by Erin Eby
Illustrations by Momo

Set-up:

Gather all eight cards for this story from the box. You can identify them by looking for the trophy symbol on the upper right-hand corner!

Looking at the number inside the symbol, lay each card out in numerical order according to the setup below.

These cards will be the objectives of each task. Collect numbers '1' through to '8' as you navigate Cubetto through his adventure!

What we will learn:

For this adventure, you will be learning to think in opposites with our friend, the negation block! Remember to use all the blocks given to you: no more, no less.

Good luck!

	A	B	C	D	E	F
1			8		7	
2	1					
3			6			
4	2				3	
5						
6			5	4		

Cubetto and Lulo roll their masterpiece to the top of Turnabout Hill. Fifteen soapbox racers line up neatly.

The course ahead will take them through town and to the base of the hill. The pair excitedly strap on their goggles.

Cubetto holds his breath, anxious for the start sign.



Let's learn about our new friend, the negation block!

Negation makes the next block do the **OPPOSITE** of what it is supposed to.

Start Cubetto on the compass facing north and place the negation block before 'left' or 'right'!

Now, can you build an algorithm with 'negation' to get Cubetto to the kart, ending facing south?





3, 2, 1... GO!!!

The kiddos push off! A flurry of colours fly past the crowd. Kart after kart after kart zooms downhill.

Kart #5 starts from behind, swerving and weaving, dodging and dashing. They pick up speed while heading towards the market square.



“Cubetto, don’t go too fast!” Lulo screams. Can you help Cubetto slow down? Use four forward blocks to move only two squares ahead.

Tip: See what happens when you use a negation block before the last forward in your sequence!





SPLAT!!

A big, juicy tomato rolls off a nearby fruit stand and splats all over Cubetto's goggles. Now he is steering blind!

“Lulo! You have to tell me which way to go!”


But Lulo's nerves have the best of her. She can only think of where not to go!!

“UHH, UHH, UHH... NOT RIGHT!! Or we'll fall into the river!”



Cubetto needs to turn left, but his steering wheel is stuck! Putting the following blocks in the correct order, can you help Cubetto get back on the road to avoid a watery disaster?





Cubetto yanks the steering wheel to the left. Disaster averted! They are at a crossroad now.

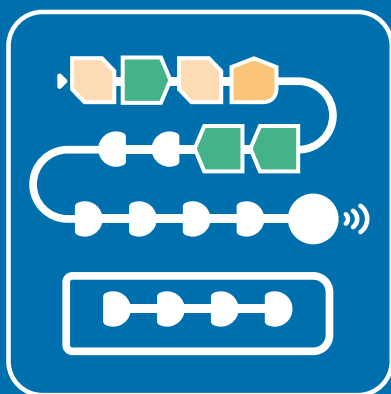
They pull ahead of kart #14 when all of a sudden their front wheel hits a pothole. The bump drives the couple down the wrong path.

“Cubetto, we have to go back! It’s a blind alley!”

“I know a way, Lulo! To the oak tree!”



Cubetto reverses out of the blind alley and towards the oak tree. Try and use the algorithm below and learn:





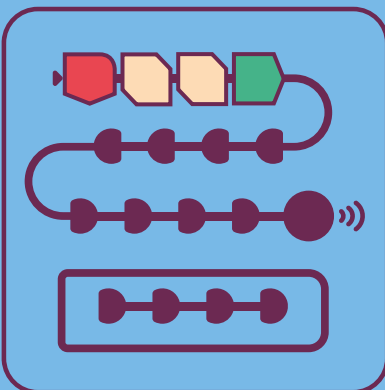
Powering past the oak tree the pair are back on the path.

“FLYING SQUIRREL!! Don’t continue straight!!” Cubetto barely misses the little critter as he weaves downhill towards the pack.

Lulo points to a spot in the far distance. “He’s headed towards that ramp! Follow him, Cubetto!”



Try using the following algorithm. Notice how two negations cancel each other out to make a positive?








“Don’t slow down now!” In front of them, a large grey and yellow ramp looms over the pair.

Lulo looks to the flying squirrel. Suddenly she has an idea!

“This may be crazy, Cubetto, but please trust in me!” Cubetto readies himself for the ride. His fate lies in Lulo’s hands.

 Turn Cubetto to face north towards the ramp, then gear him up to super speed using a special algorithm made from ALL of these blocks:



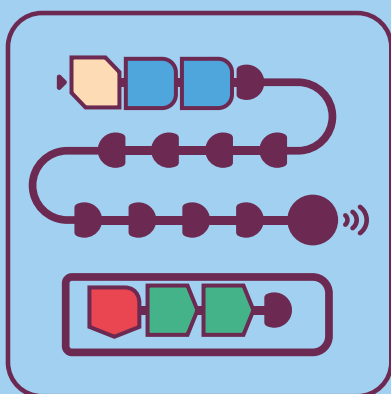


The daring duo lean into the ramp and soar through the sky. What a dash! Now the pair are nearing the front of the pack. As they gather speed the crowd cheer from the bottom of the hill.

Closer and closer comes the finish line...

“Don’t lose control, Cubetto!”
Both lean forward and
Cubetto lets off the brake.

? The finish line is just 100m away. One last push! Steer the pair to their trophy by using the below algorithm!
Learn what happens when you use negation with a function!





AND THEY CROSS!! What a comeback!

SILVER!!! A second place finish has Cubetto and Lulo dancing in glee! As they joyfully celebrate, their medals clink around their necks.

“Cubetto, we did not win, but we certainly did not lose either!”



The pair proudly display their trophy and medals. What a day! Re-order the blocks below to complete the final algorithm to the podium!







Made with love by Primo Toys
Designed in London, printed in China
© Solid Labs LTD
ALL RIGHTS RESERVED
Primo Toys is a trademark of Solid Labs LTD

primotoys.com